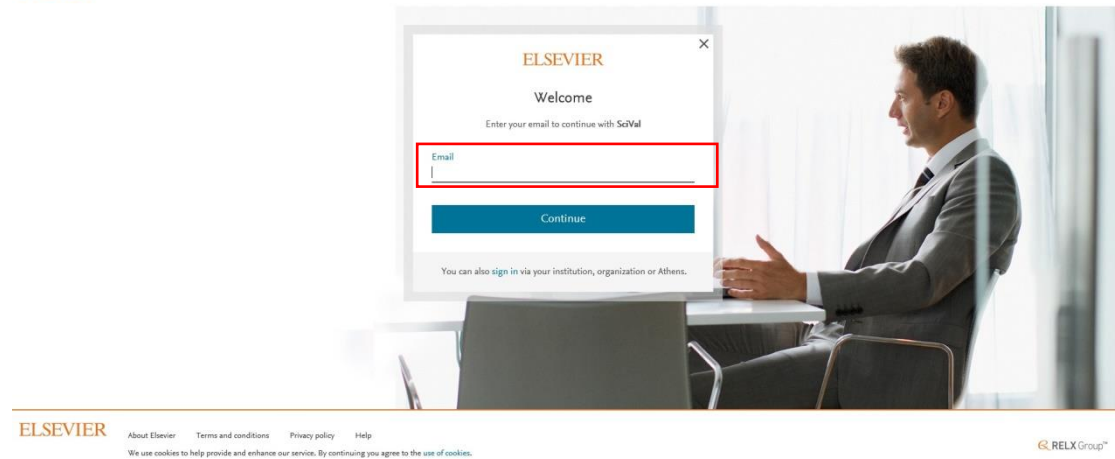


## 以 SciVal 系統查詢競爭力學者方式

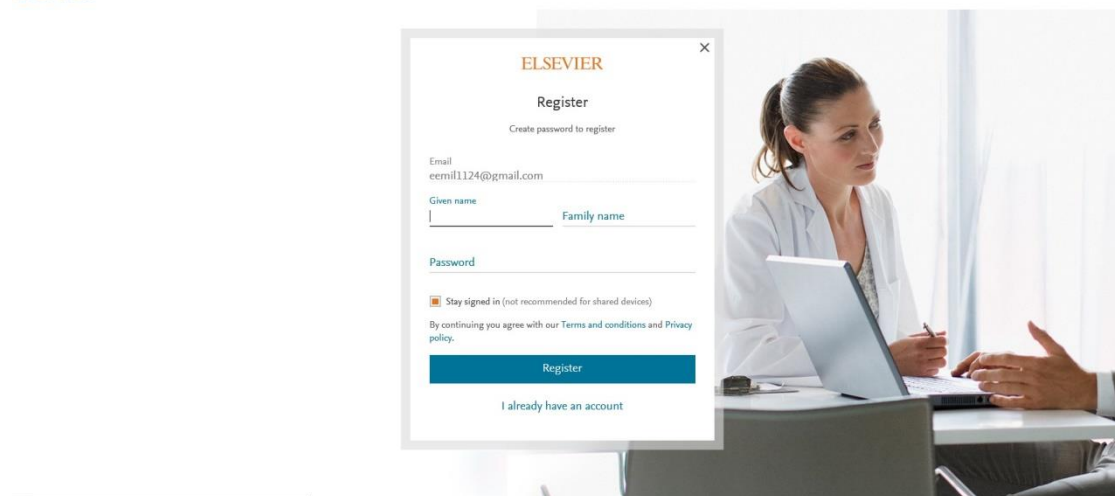
Step1.於學校網域登入 SciVal 系統(<https://www.scival.com>)

註冊：username 需使用學校 e-mail · 直接輸入 E-mail · 點選 Continue · 即會進入註冊畫面

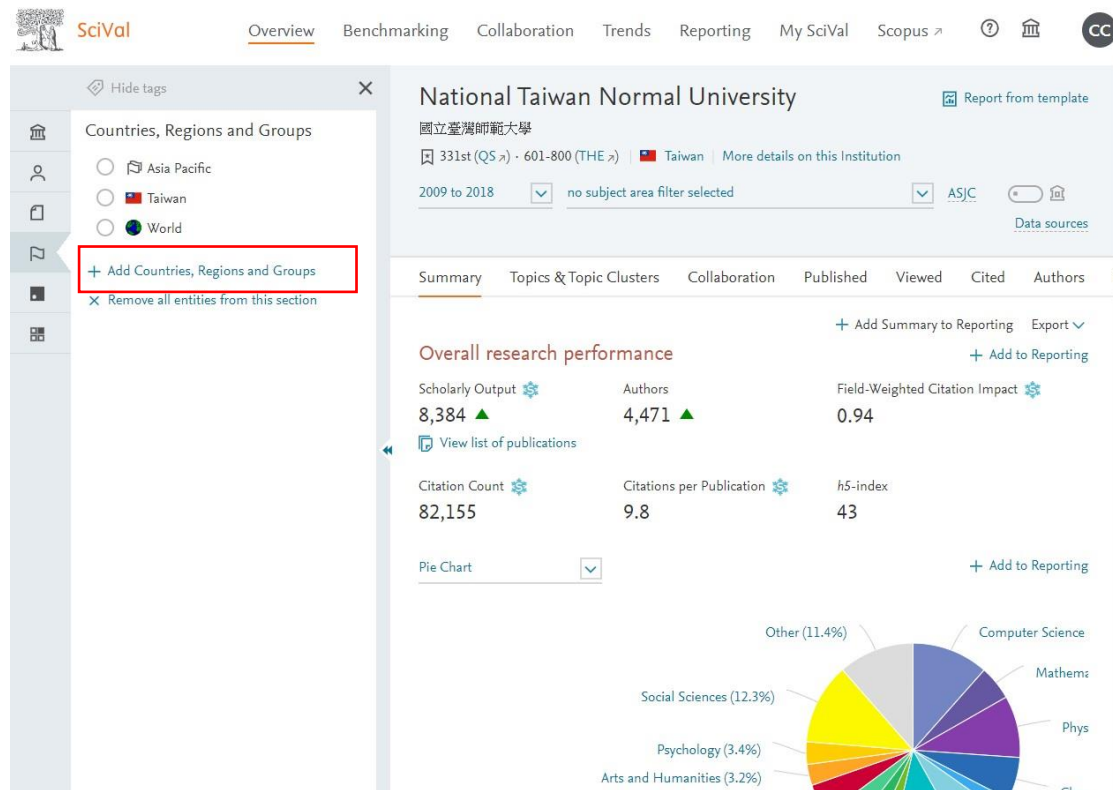
### SciVal



### SciVal



## Step2:點選 Overview→Countries,Regions and Groups→輸入 world 查詢



The screenshot displays the SciVal interface for National Taiwan Normal University. The left sidebar, titled 'Countries, Regions and Groups', contains radio buttons for 'Asia Pacific', 'Taiwan', and 'World'. The 'World' option is selected. A red rectangular box highlights the '+ Add Countries, Regions and Groups' button. Below this button is the option 'Remove all entities from this section'. The main content area shows the university's overall research performance metrics and a pie chart of research topics.

**National Taiwan Normal University**  
國立臺灣師範大學  
331st (QS) - 601-800 (THE) | Taiwan | More details on this Institution  
2009 to 2018 | no subject area filter selected | ASJC | Data sources

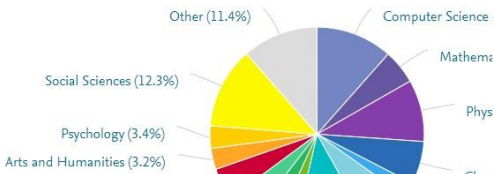
**Overall research performance**

Scholarly Output	Authors	Field-Weighted Citation Impact
8,384 ▲	4,471 ▲	0.94

[View list of publications](#)

Citation Count	Citations per Publication	h5-index
82,155	9.8	43

Pie Chart



Topic	Percentage
Other	11.4%
Social Sciences	12.3%
Psychology	3.4%
Arts and Humanities	3.2%
Computer Science	-
Mathema	-
Phys	-
Chem	-

## 查詢近五年引用數排名(研究講座、特聘教授及優聘教授)

Step1:選擇近五年(2015 to 2019) · 選擇主學科領域(共 27 個領域)→展開選擇

次領域 · 以 Education 次領域(於 Social Sciences 主學科項下)為例

The screenshot shows the SciVal 'World' overview page for the period 2015 to 2019. The 'Education' sub-field is selected under the 'Social Sciences' main field. The 'Overall research' section shows 287,300 Scholarly Output and 1,068,245 Citation Count. The 'Field-Weighted Citation Impact' is 0.99. The 'Cited' tab is active, and the 'ASJC' classification is selected.

Step2:點選 Authors · 以 Citations 排序 · 並截取進入 20、50 或 100 名之佐證畫面

The screenshot shows the 'Authors' section in the SciVal interface. The 'Citations' column is selected for sorting. The table displays the top 10 authors by Scholarly Output in the World over the period 2015 to 2019. The authors are listed with their names, Scholarly Output, Most recent publication year, Citations, and h-index.

	Name	Scholarly Output	Most recent publication	Citations	h-index
1.	Bengio, Yoshua	49	2019	3,766	94
2.	Hwang, Gwojen	108	2019	1,841	56
3.	ten Cate, Olle	97	2019	1,736	43
4.	Gašević, Dragan	46	2019	1,338	37
5.	Holmboe, Eric S.	54	2019	1,198	29
6.	Cook, David A.	42	2019	1,127	57
7.	Van Der Vleuten, Cees P.M.	99	2019	1,107	71
8.	Tsai, Chin Chung	105	2019	981	63
9.	Dawson, Shane P.	27	2019	859	26
10.	Marsh, Herbert W.	33	2019	821	90